



LET US RECALL

- ▶ Multimedia is a combination of text, graphics, sound, animation and video.
- ▶ Multimedia is useful in the fields of education, entertainment, advertising and business.
- ▶ Before working on a particular software, you need to install that program in your computer.



KEYWORDS

EDUTAINMENT term used to describe education with entertainment

WINDOWS MEDIA PLAYER program used to listen to audio/video on a CD file








TEST YOURSELF

A. Tick (✓) the correct answer.

- Multimedia is particularly useful in
 - education.
 - entertainment.
 - both a and b
- A multimedia computer should have a RAM of
 - 212 MB or more.
 - 242 MB or more.
 - 512 MB or more.

3. It is used to play music or watch movies on the computer.
✓ a. Windows Media Player b. Calculator c. Microphone
4. Games software are available in
✓ a. CD-ROMs. b. pen drive. c. disk drive.
5. The number of columns of cards in solitaire are
✓ a. seven. b. eight. c. four.

B. Match the columns.

1.  a. turns the sound on or off (4)
2.  b. pauses a selected item (3)
3.  c. plays a selected item (1)
4.  d. controls the volume level (5)
5.  e. stops playing a selected item (2)

Fill in the blanks.

1. Multimedia content is generally available on CD-ROMs
2. CBT stands for Computer Based Training
3. A color monitor with a X resolution is required to support multimedia.
4. Before working on a particular software, you need to Install that program in your computer.

Playing an audio/video CD

Are you fond of music? Do you want to watch the movie CD that you have bought?

You can use **Windows Media Player** to play music or watch movies.

Follow these instructions to use **Windows Media Player**. [Q3]

▶ Put the audio/video CD label side up, in the CD-ROM drive.

▶ Close the drive.

▶ A dialog box opens.

▶ Select Play audio CD using Windows Media Player option.

▶ Click on OK.


Follow these steps if the CD



Copy is if write

For using multimedia your computer must have the following hardware software installed in it.

Hardware required



wrote it in copy

- ▶ CPU: Pentium 4 processor for better performance
- ▶ RAM: 512 MB or more
- ▶ Color monitor
- ▶ Keyboard and mouse
- ▶ Speakers or headphones
- ▶ CD-ROM/DVD-ROM drive
- ▶ Sound card

Installing a CD/DVD









Fig. 10.8 Playing Windows Media Player

Windows Media Player buttons

The following table explains the function of each control.

	Play button	It plays a selected item.
	Stop button	It stops playing a selected item.
	Pause button	It pauses a selected item.
	Mute button	It turns the sound on or off.
	Volume slider	It controls the volume level.

*gmp
write
in
copy*

NOTE: Remember to switch on the speakers before you play the CD!

27/10/21
Wednesday

Ch-10
Multimedia

Page No.

Date

①

② Answer these Questions:

① Write the names of the fields where multimedia is useful.

Ans: Multimedia is useful in

→ Education

→ Entertainment

→ Advertising

→ Business

② List the Hardware required to use multimedia [Page-94]

Ans: → color monitor

→ sound card

→ RAM: 512 MB or more

3 points
for 2 Marks.

③ What is window Media player?
write down the steps for using it.

Ans: It is a program to listen to audio
or watch video on a CD file

Note: Multimedia

A combination of text, graphics, sound animation and video is called multimedia.

x write down all the selected pages of book given in your copy

page - 94

page - 95

page - 96

x write → Let Us Recall → In
→ and Keywords → EVS
Copy